






10 Lamond Common Camden Park NSW

4  2  2 

Price : \$ 1,650,000

Land Size : 1000 sqm

View : <https://www.acreagesales.com.au/7983501>



Tanya Novek
0423426454



Brandon Larsen
0408639495

Exceptional Family Residence with Timeless Elegance in Bridgewater Estate

United Realty welcome you to 10 Lamond Common; the perfect blend of classic charm and modern comfort in this exquisite home nestled in the prestigious Bridgewater Estate. This stunning brick residence boasts a generous approx. 1,000 sq. m block, surrounded by high-end homes, offering both privacy and a community feel in a family-friendly locale. From the moment you approach, the beautiful hedges and striking colonial-style verandas wrap around the elevated home, inviting you into a world of timeless elegance. The heart of the home offers Caesarstone benchtops, gas cooktop, double wall-mounted oven, walk-in pantry and dishwasher. The kitchen overlooks both the dining and family rooms and highlight features of these spaces include a wet-bar with sensational built-in cabinetry and a cosy combustion fireplace built-in with feature sandstone surrounds.

The master suite offers direct access to the verandah, a modern renovated ensuite, and a walk-in robe. Three additional bedrooms are very generously sized and all include built-in wardrobes. The main bathroom is also newly renovated offering modern comfort for the family.

Enjoy the lovely decking and covered entertaining area, overlooking a beautifully landscaped backyard with lush grass and hedges. The side access is a notable feature, which leads to the detached double car garage, providing convenience and potential.

Located within the serene Wollondilly council area, with all the conveniences of a high-end suburb including being within close proximity to Camden CBD, bus routes, parks, and a community tennis court.

Other highlight features:

- New carpets
- Polished, hardwood timber flooring in main areas
- Ducted air conditioning
- Ceiling fans throughout
- Great linen cupboard storage
- Downlights throughout
- 9 ft ceilings
- Alarm system
- Approx. 5.5 km to Camden CBD
- Approx. 10 km to Narellan Town Centre
- Wollondilly council

* Please note that all webpage enquiries require a contact number AND an email address. Enquiries that do not have this information will not receive a response.

* Photo identification must be presented to the agent by all parties prior to inspections. All care has been taken in providing accurate information in this advertisement. However, prospective purchasers are to rely on their own enquiries.



10 Lamond Common, Camden Park



Floor plans and site plans are for illustrative purposes only. They are not part of any legal document or title and are subject to errors, omission, and inaccuracies. Whilst every attempt has been made to ensure the accuracy of this plan, measurements of doors, windows, rooms, cupboards etc are approximate only.